



olimpic e10 - t20

manual edge bander and trimming machine

for straight and shaped panels.



olimpic e10

manual edge bander for straight and shaped panels.

Simply essential and functional

Designed to be an economic, reliable and practical machine for the edge banding of straight and shaped panels.





OLIMPIC		E 10
Minimum and maximum edge thickness	mm	0,4 - 3,0
Minimum and maximum edge height	mm	10 - 84
Rolled edges height with shear device, thickness 0,4 - 1,5	mm	80
Rolled edges height with shear device, thickness 0,4 - 2,5	mm	50
Rolled edges height with shear device, thickness 0,4 - 3	mm	45
Minimum and maximum panel thickness	mm	8 - 80
Minimum panel width/length	mm	50/210
Minimum internal radius (concave) thickness 0,4 mm	mm	25
Minimum external radius (convex) thickness 0,4 mm	mm	5
no. 2 feed speeds	m/min	4 - 8
Installed power	kW	3,5
Operating compressed air	bar	6
Coil holder plate diameter	mm	520
Work table height	mm	850
Weight	Kg	250
Machine length/width	mm	1000/740

main features

NO SURFACE DAMAGE TO THE WORKPIECE DURING MACHINING

Easy machining with the special anti-scratch phenolic multilayer work table with modular holes complete with panel supports.



GLUING THE MOST CRITICAL EDGES WITHOUT COMPROMISE

The teflon-coated glue pot, positioned under the work table, with continuous glue circulation avoids burning of the glue. It is possible to adjust the quantity of the glue to be applied on the edge.

PERFORMANCE JUST LIKE A "BIGGER" EDGE BANDER

- Rapid glue heating system to be operating in the shortest possible time
- Stand-by timed function for the best conservation of glue
- Two feed speeds for higher productivity and finishing quality



olimpic t 20

manual trimming machine for straight and shaped panels.

Simply intelligent and versatile

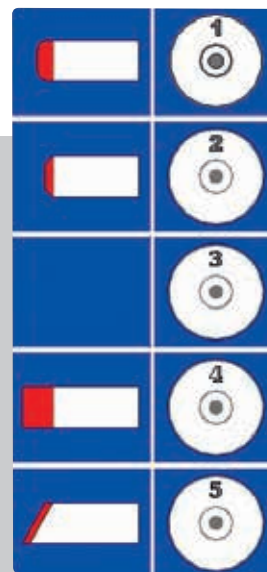
Designed with exclusive solutions, this trimming machine allows a set up facility without comparison.



N.B.
Shown machine with option
"pneumatic heads opening with pedal control"


OLIMPIC		T 20
Maximum edge thickness	mm	4
Minimum and maximum panel thickness	mm	14 - 80
Minimum panel width/length	mm	100/200
Minimum internal radius thickness 0,4 mm	mm	25
Installed power	kW	1,5
Exhaust hood	mm	2 x 80
Work table height	mm	850
Weight	Kg	200
Machine length/width	mm	1000/800

main features



NO ADJUSTMENTS, ONLY COPYING DEVICE SUBSTITUTION

Rapid and precise set up during machine changeover with the interchangeable horizontal copying device coupled with the multifunction tools (SCM exclusive system).



EXACT CONFIGURATION FOR EVERY TYPE OF MACHINING

The two different interchangeable vertical copying devices, supplied as a standard feature, facilitate the working on straight and shaped panels assuring the very best results.



THE BEST QUALITY FINISH WITH EVERY TYPE OF MATERIAL

due to the use of high frequency motors equipped with an inverter for the adjustment of the cutting speed.


olimpic t 20

main features

NO LIMIT EVEN WITH TILTED EDGES

The possibility to horizontally adjust the position of the upper trimmer allows the machining of tilted panels and to carry out a different edge profile on the upper and lower edges.

- An example: edge with an R2 radius on the upper edge and a straight edge on the lower one



MAXIMUM PERFORMANCE AS STANDARD


The diamond multifunction tools, supplied as **standard**, provide a high quality finish and easy set-up as well as a very long working life.

olimpic e10 - t20

optional devices



Wheels for easy movement of the machine.



Extendible front bar for the support of large dimensioned panels.

scm
minimax
scm tecmatic

scm
routetech
celaschi
dmc
superfici
sergiani
gabbiani
morbidelli
mahros
stefani
cpc
sag
scmgroup
delmac
scmfonderie
steelmec
hiteco
es
csr

CMS Cms
 wood technology

CMS Cms
 advanced materials technology

CMS Brembana
 stone technology

CMS Brembana
 glass technology

CMS CmsPlast
 plastic technology

CMS Tecnocut
 waterjet technology

CMS Balestrini

1 large integrated group
 18 production sites
 27 specialist brands
 20 foreign branches
 more than 50 years in business
 80% exports
 350 agents and distributors
 390 registered patents
 500 engineers
 3.000 square metres showroom
 10.000 classical and professional
 machines made per year
 240.000 square metres
 of production space

scmgroup
 passion**technology**performance



www.scmgroup.com/qr/v1/



www.scmgroup.com/it/mission_scm

The technical data can vary according to the requested machine composition. In this catalogue, machines are shown with optional equipment. The company reserves the right to modify technical specifications without prior notice; the modifications do not influence safety foreseen by the CE Norms.

SINCERT





SCM GROUP SPA SCM - via Casale 450 - 47826 Villa Verucchio, Rimini - Italy
tel. +39 0541 674111 - fax +39 0541 674274 - scm@scmgroup.com - www.scmgroup.com



00L0184972E